

# 14 TELFAIR PARK

OUR  
TOWN  
P L A N S

CREATE A PLACE WHERE TRADITION CAN ENDURE

## HIGHLIGHTS

Detached townhouse

1,833 square feet

2 Bedrooms

2 ½ Bathrooms

Private Courtyard

Optional Guest Suite  
(additional 468 s.f.)



CREATE A PLACE WHERE TRADITION CAN ENDURE with 14 Telfair Park, a Georgian style townhouse perfectly suited for a narrow lot in an urban or neighborhood setting. The massing and details recall classic examples from Savannah, conveying a sense of historic charm.

### SUMMARY

Bedrooms: 2 (plus 1 optional)  
Bathrooms: 2 ½ (plus 1 optional)  
Floors: 2  
Foundation: Crawlspace-wall

### DIMENSIONS

Width: 28' - 2" (including garage)  
Depth: 98'  
Height: 42' to highest ridge  
Ceiling Height: 10'

### AREA

Conditioned: 1,833 sq. ft.  
Unconditioned: 643 sq. ft.  
TOTAL: 2,476 sq. ft.

### RE-USE FEE/RESTRICTIONS

Construction Documents: Schedule 'E'  
Interiors Package: Schedule '4'

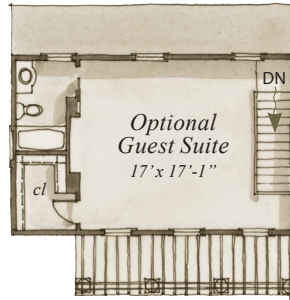
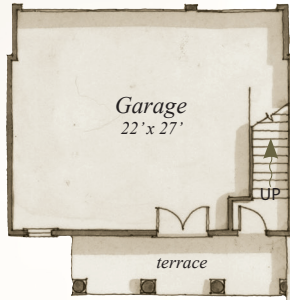


LEFT SIDE ELEVATION



REAR ELEVATION

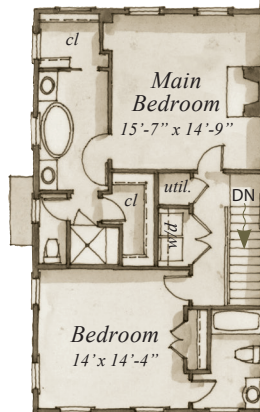
## FLOORPLAN



OPTIONAL  
GUEST SUITE  
468 S.F.



MAIN FLOOR  
934 S.F.



UPPER FLOOR  
899 S.F.

Plans are available on a limited basis. All dimensions are approximate.

## ARCHITECTURAL DETAILS

### EXTERIOR:

- Restrained Georgian townhouse with stucco finish, ornate cornice and oversized windows
- Elegant front door with sidelights and elliptical transom
- Gracious rear patio accommodates outdoor entertaining with flow into private courtyard
- Pergola covered terrace at the carriage house with lattice privacy detail
- Parapet walls reflective of architectural precedent in Savannah

### INTERIOR:

- Elegant interiors with paneled walls, classic mouldings and highly detailed mantel pieces
- Transoms allow for shared light
- Built-in bookcase cabinets flank family room fireplace
- Overhead cabinets between kitchen and family room have glass panels to allow for shared light and reinforce sense of openness

## 14 TELFAIR PARK

### PLAN PRICING:

RE-USE FEE (INCLUDES 3 PLAN SETS) SCHEDULE 'E'

INTERIORS PACKAGE RE-USE FEE SCHEDULE '4'

\$50 PER ADDITIONAL PLAN SET

\$40 GROUND SHIPPING/HANDLING

OUR  
TOWN  
P L A N S